

TECHNICAL MANUAL

**ORGANIZATIONAL MAINTENANCE REPAIR PARTS
AND SPECIAL TOOLS LISTS**

**FOR
TEST SET,
ANTENNA COUPLER AN/ARM-109
(NSN 6625-00-903-6385)**

HEADQUARTERS, DEPARTMENT OF THE ARMY

6 February 1981



**ORGANIZATIONAL MAINTENANCE REPAIR PARTS
AND SPECIAL TOOLS LIST
FOR
TEST SET, ANTENNA COUPLER AN/ARM-109
(NSN 6625-00-903-6385)**

Current as of 25 September 1980

REPORTING ERRORS AND RECOMMENDING IMPROVEMENTS

You can help improve this manual. If you find any mistakes or if you know of a way to improve the procedures, please let us know. Mail your letter, DA Form 2028 (Recommended Changes to Publications and Blank Forms), or DA Form 2028-2 located in back of this manual direct to: Commander, US Army Communications and Electronics Materiel Readiness Command, ATTN: DRSEL-ME-MQ, Fort Monmouth, NJ 07703. In either case, a reply will be furnished to you.

TABLE OF CONTENTS

| | | Page | Illus Figure |
|---------|---|------|-----------------|
| SECTION | I. Introduction | 1 | |
| | II. Repair Parts List | 5 | |
| GROUP | 00 Test Set, Antenna Coupler AN/ARM-102 | | 1 |
| | 01 Antenna Coupler Control Tester TS-2353/ARM-109 | | 2 |
| | 02 Control, Amplifier Electronic TS-2354/ARM-109 9 | | 4 |
| | 03 Discriminator Tester TS-2352/ARM-109 | | 6 |
| | 04 Cables and Connectors (No parts authorized) | | |
| SECTION | III. Special Tools List (Not applicable) | | |
| | IV. National Stock Number and Part Number Index | 12 | |

*This manual supersedes TM 11-6625-1636-20P, 14 September 1978.

**SECTION I
INTRODUCTION**

1. Scope

This manual lists spares and repair parts; special tools; special test, measurement, and diagnostic equipment (TMDE), and other special support equipment required for performance of organizational maintenance of the AN/ARM-109. It authorizes the requisitioning and issue of spares and repair parts as indicated by the source and maintenance codes.

2. General

This Repair Parts and Special Tools List is divided into the following sections:

a. Section II. Repair Parts List. A list of spares and repair parts authorized for use in the performance of maintenance. The list also includes parts which must be removed for replacement of the authorized parts. Parts lists are composed of functional groups in numeric sequence, with the parts in each group listed in figure and item number sequence.

b. Section III. Special Tools List. Not applicable.

c. Section IV. National Stock Number and Part Number Index. A list, in National item identification number (NIIN) sequence, of all National stock numbers (NSN) appearing in the listings, followed by a list, in alphameric sequence, of all part numbers appearing in the listings. National stock numbers and part numbers are cross-referenced to each illustration figure and item number appearance.

3. Explanation of Columns

a. illustration. This column is divided as follows:

(1) Figure number. Indicates the figure number of the illustration on which the item is shown.

(2) Item number. The number used to identify item called out in the illustration.

b. Source, Maintenance, and Recoverability (SMR) Codes.

(1) *Source code.* Source codes indicate the manner of acquiring support items for maintenance, repair, or overhaul of end items. Source codes are entered in the first and second positions of the Uniform SMR Code format as follows:

| <i>Code</i> | <i>Definition</i> |
|-------------|--|
| PA- | Item procured and stocked for anticipated or known usage. |
| XD-A | support item that is not stocked. When required, item will be procured through normal supply channels. |

NOTE

Cannibalization or salvage may be used as a source of supply for any items source coded above except those coded XA and aircraft support items as restricted by AR 700-42.

(2) *Maintenance code.* Maintenance codes are assigned to indicate the levels of maintenance authorized to USE and REPAIR support items. The maintenance codes are entered in the third and fourth positions of the Uniform SMR Code format as follows:

(a) The maintenance code entered in the third position will indicate the lowest maintenance level authorized to remove, replace, and use the support item. The maintenance code entered in the third position will indicate one of the following levels of maintenance:

| <i>Code</i> | <i>Application/Explanation</i> |
|-------------|--|
| O - | Support item is removed, replaced, used at the organizational level. |

(b) The maintenance code entered in the fourth position indicates whether the item is to be repaired and identifies the lowest maintenance level with the capability to perform complete repair (i.e., all authorized maintenance functions). This position will contain one of the following maintenance codes:

| <i>Code</i> | <i>Application/Explanation</i> |
|-------------|---|
| H - | The lowest maintenance level capable of complete repair of the support item is the general support level. |

Z - Nonreparable. No repair is authorized.

(3) *Recoverability code.* Recoverability codes are assigned to support items to indicate the disposition action on unserviceable items. The recoverability code is entered in the fifth position of the Uniform SMR Code format as follows:

| <i>Recoverability Codes</i> | <i>Definition</i> |
|-----------------------------|--|
| Z-- | Nonreparable item. When unserviceable, condemn and dispose at the level indicated in position 3. |
| H - | Reparable item. When uneconomically reparable, condemn and dispose at the general support level. |

c. National Stock Number. Indicates the National stock number assigned to the item and will be used for requisitioning purposes.

d. Part Number. Indicates the primary number used by the manufacturer (individual, company, firm, corporation, or Government activity), which controls the design and characteristics of the item by means of its

engineering drawings, specifications, standards, and inspection requirements to identify an item or range of items.

NOTE

When a stock numbered item is requisitioned, the repair part received may have a different part number than the part being replaced.

e. Federal Supply Code for Manufacturer (FSCM). The FSCM is a 5-digit numeric code listed in SB 708-1/42 which is used to identify the manufacturer, distributor, or Government agency, etc.

f. Description. Indicates the Federal item name and, if required, a minimum description to identify the item.

g. Unit of Measure (U/M). Indicates the standard of the basic quantity of the listed item as used in performing the actual maintenance function. This measure is expressed by a two-character alphabetical abbreviation (e.g., ea, in, pr, etc). When the unit of measure differs from the unit of issue, the lowest unit of issue that will satisfy the required units of measure will be requisitioned.

h. Quantity Incorporated in Unit. Indicates the quantity of the item used in the breakout shown on the illustration figure, which is prepared for a functional group, subfunctional group, or an assembly.

4. Special Information

a. The following publication pertains to the AN/ARM-109 and its components: TM 11-6625-1636-14, Test Set, Antenna Coupler AN/ARM-109

b. The illustrations in this manual are identical to those published in TM 11-6625-1636-34P. Only those parts assigned the third position SMR maintenance code "C" or "O" are listed in the tabular listing; therefore, there may be a break in the item number sequence. Only

illustrations containing organizational authorized items appear in this manual.

c. National stock numbers (NSN's) that are missing from P source coded items have been applied for and will be added to this TM by future change/revision when they are entered in the Army Master Data File (AMDF). Until the NSN's are established and published, submit exception requisitions to Commander, US Army Communications and Electronics Materiel Readiness Command, ATTN: DRSEL-MM, Fort Monmouth, NJ 07703 for the part required to support your equipment.

5. How to Locate Repair Parts

a. When National stock number or part number is unknown.

(1) First. Using the table of contents, determine the functional group within which the item belongs. This is necessary since illustrations are prepared for functional groups and listings are divided into the same groups.

(2) Second. Find the illustration covering the functional group to which the item belongs.

(3) Third. Identify the item on the illustration and note the illustration figure and item number of the item.

(4) Fourth. Using the Repair Parts Listing, find the figure and item number noted on the illustration.

b. When National stock number or part number is known.

(1) First. Using the Index of National Stock Numbers and Part Numbers, find the pertinent National stock number or part number. This index is in NIIN sequence followed by a list of part numbers in alphameric sequence, cross-referenced to the illustration figure number and item number.

(2) Second. After finding the figure and item number, locate the figure and item number in the repair parts list.

6. Abbreviations

Not applicable.

(Next printed page is 4)

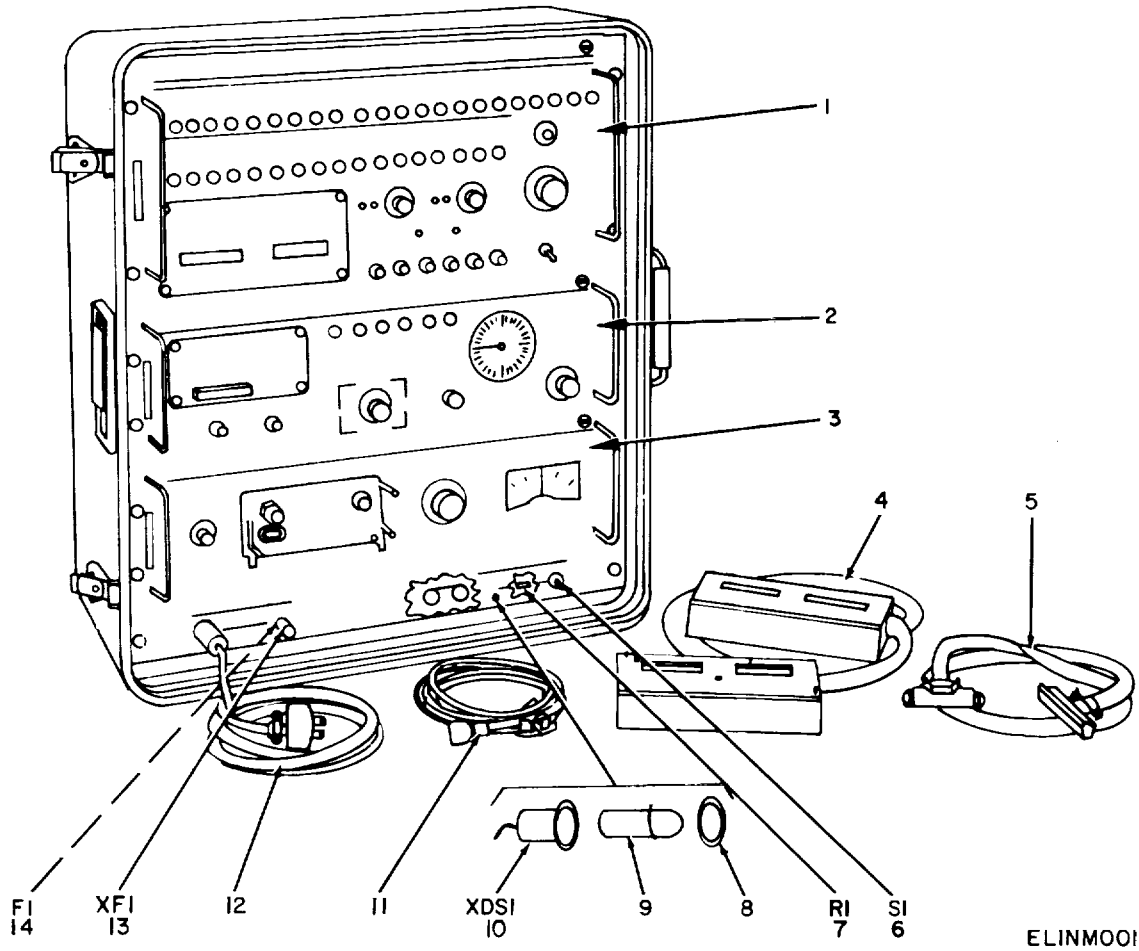


Figure 1. Test Set, Antenna Coupler AN/AMR-109.

SECTION II

TM 11-6625-1636-20P

| (1) ILLUSTRATION | | (2) | (3) | (4) | (5) | (6) DESCRIPTION | (7) | (8) |
|---------------------|--------------------|-------------|-----------------------------|----------------|----------|--|-----|--------------------------|
| (a) FIG NO. | (b) ITEM NO. | SMR CODE | NATIONAL STOCK NUMBER | PART NUMBER | FSCM | USABLE ON CODE | U/M | QTY INC IN UNIT |
| | | | | | | GROUP 00 TEST SET, ANTENNA COUPLER AN/ARM-109 | | |
| 1 | 1 | PAOHH | 6625-00-010-1103 | T52353U | 80058 | TEST SET, CONTROL..... | EA | 1 |
| 1 | 2 | PAOHH | 6625-00-498-9459 | TS-2354/U | 80058 | TEST SET, AMPLIFIER..... | EA | 1 |
| 1 | 3 | XDOHH | 6625-00-067-8110 | TS-2352/U | 80058 | TEST SET, DISCRIMINA | EA | 1 |
| 1 | 4 | PAOHH | 6625-00-935-2638 | CX-10735/J | 80058 | CABLE ASSEMBLY..... | EA | 1 |
| 1 | 5 | PAOHH | 6625-00-935-2637 | CX-10736/J | 80058 | CABLE ASSEMBLY | EA | 1 |
| 1 | 8 | PAOZZ | 6210-00-827-6574 | 856019-5MB | 08717 | LENS | EA | 1 |
| 1 | 9 | PAOZZ | 6240-00-941-2696 | 385 | 08806 | LAMP, INCANDESCENT | EA | 1 |
| 1 | 11 | PAOHH | 6625-00-935-2636 | CG-3440/U | 80058 | CABLE ASSEMBLY | EA | 1 |
| 1 | 12 | PAOHH | 6150-00-935-2629 | CX1037ARM109 | 80058 | CABLE ASSEMBLY..... | EA | 1 |
| 1 | 14 | XDOZZ | | AGC250-2 | 71400 | FUSE, CARTRIDGE | .EA | 1 |
| | | | | | 5 | | | |

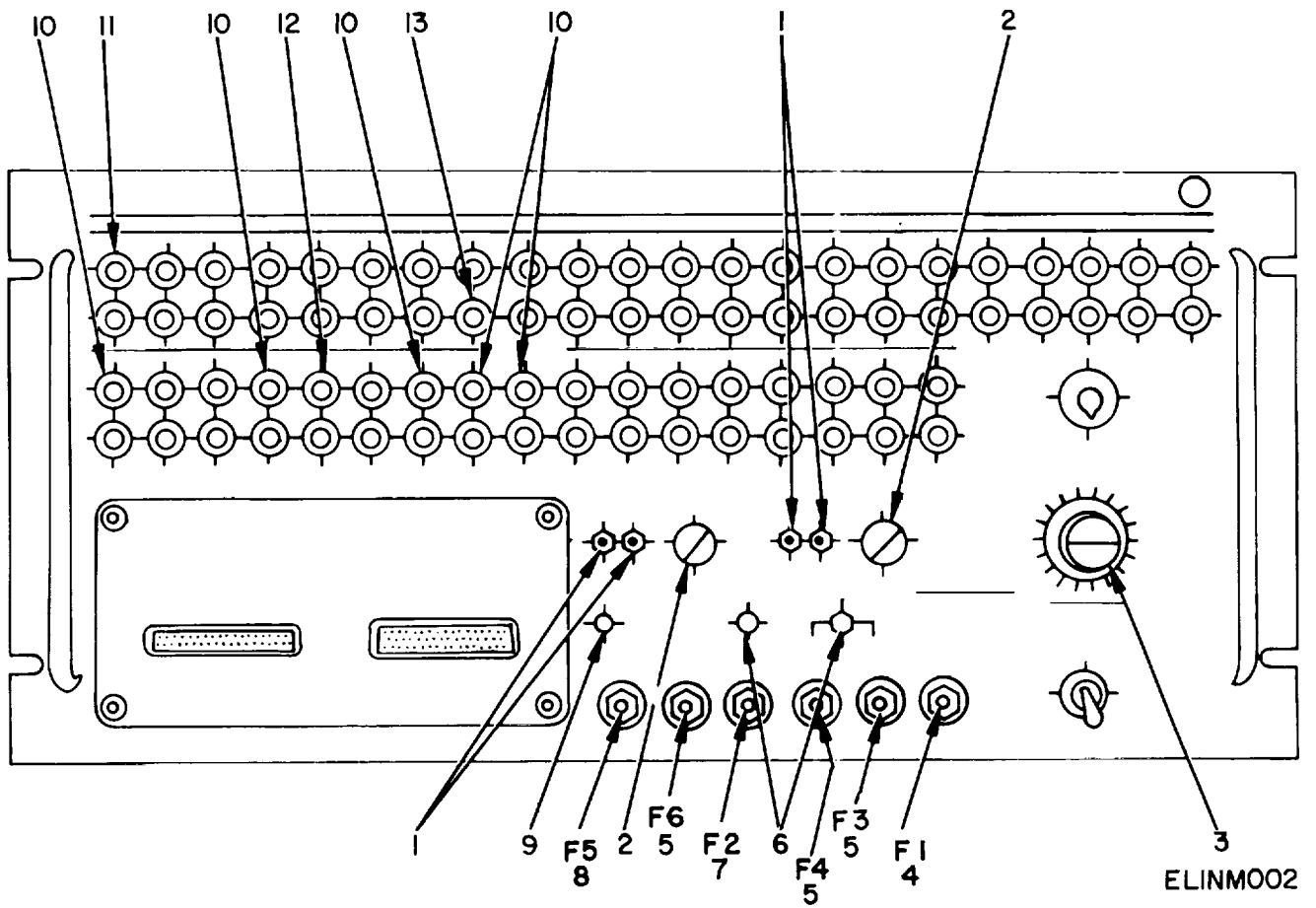


Figure 2. Antenna Coupler Control Tester TS-2353/ARM-109.

SECTION II

TM 11-6625-1636-20P

| (1) ILLUSTRATION | | (2) | (3) | (4) | (5) | (6) | (7) | (8) |
|---------------------|--------------------|-------------|-----------------------------|----------------|-------|--|-----|--------------------------|
| (a) FIG NO. | (b) ITEM NO. | SMR CODE | NATIONAL STOCK NUMBER | PART NUMBER | FSCM | DESCRIPTION USABLE ON CODE | U/M | QTY INC IN UNIT |
| | | | | | | GROUP 01 ANTENNA COUPLER CONTROL TESTER TS-2353/ARM-109 | | |
| 2 | 2 | PAOZZ | 5355-00-767-5008 | 757-0233-001 | 13499 | KNOB | EA | 2 |
| 2 | 3 | PAOZZ | 5355-00-941-9660 | 757-0233-33 | 13499 | KNOB | EA | 1 |
| 2 | 4 | PAOZZ | 5920-00-280-8342 | AGC250-1- | 71400 | FUSE, CARTRIDGE | EA | 1 |
| 2 | 5 | PAOZZ | 5920-00-280-8344 | AGC250-1/2A | 71400 | FUSE, CARTRIDGE | EA | 3 |
| 2 | 7 | XDOZZ | 5920-00-735-6457 | AGC250-3 | 71400 | FUSE, CARTRIDGE | EA | 1 |
| 2 | 8 | PAOZZ | 5920-00-050-4953 | AGC250-1-1/2A | 71400 | FUSE, CARTRIDGE | EA | 1 |
| 2 | 10 | PAOZZ | 6240-00-965-1381 | 382 | 08806 | LAMP, INCANDESCENT..... | EA | 5 |
| 2 | 11 | PAOZZ | 6240-00-941-2696 | 385 | 08806 | LAMP, INCANDESCENT | EA | 73 |
| 2 | 12 | PAOZZ | 6210-00-827-6579 | 856019-4MB | 08717 | LENS | EA | 39 |
| 2 | 13 | PAOZZ | 6210-00-827-6574 | 856019-5MB | 08717 | LENS | EA | 39 |

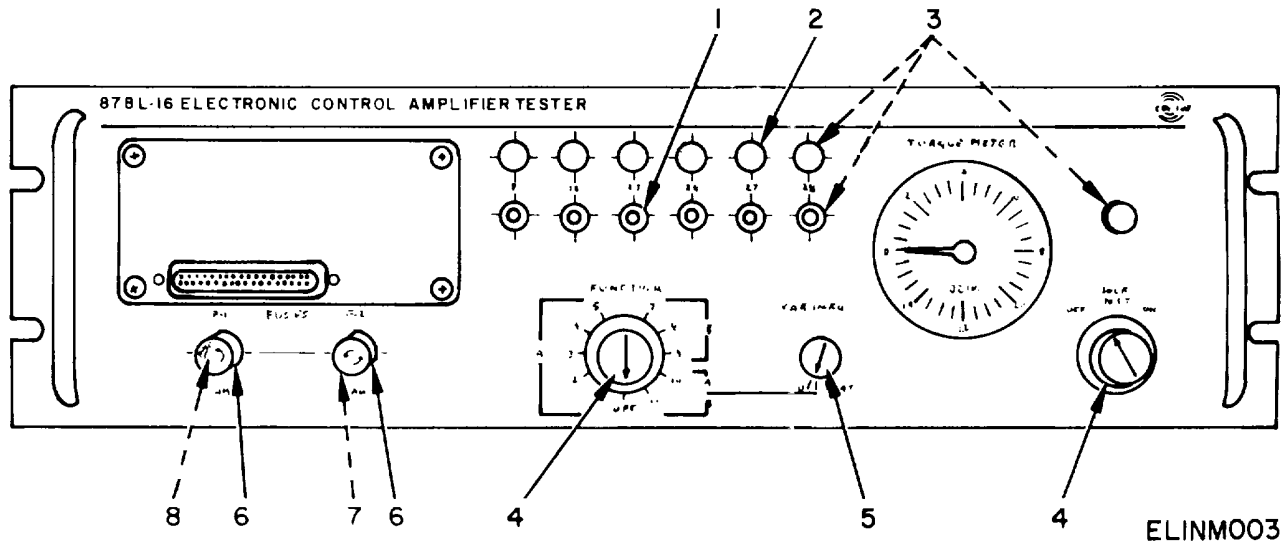
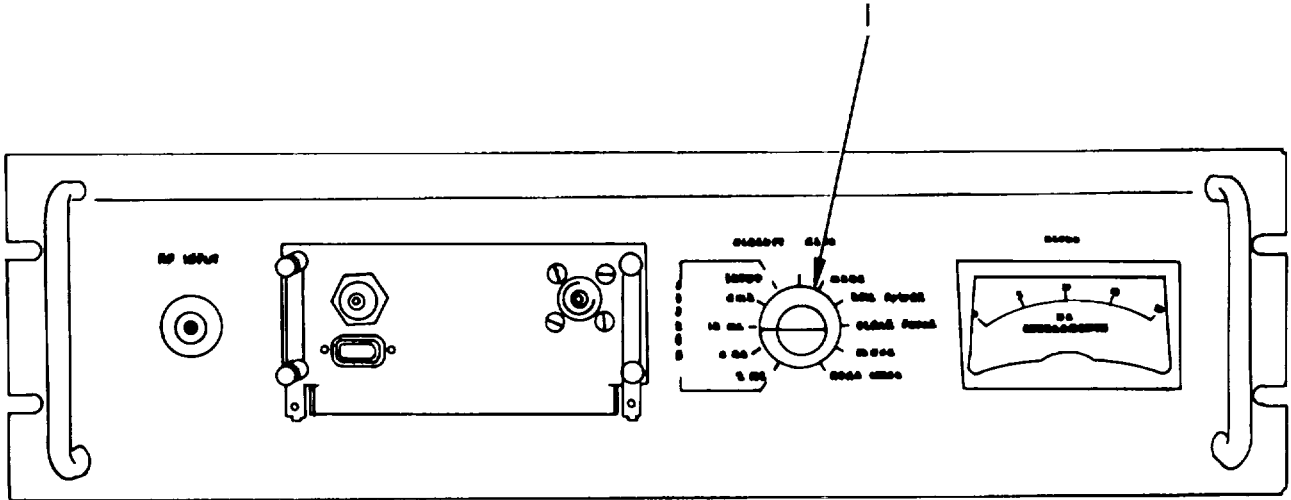


Figure 4. Control, Amplifier Electronic TS-2354/ARM-109.

| (1) ILLUSTRATION | | (2) | (3) | (4) | (5) | (6) DESCRIPTION | (7) | (8) |
|---------------------|--------------------|-------------|-----------------------------|----------------|-------|--|-------------|------------------|
| (a) FIG NO. | (b) ITEM NO. | SMR CODE | NATIONAL STOCK NUMBER | PART NUMBER | FSCM | USABLE ON CODE | U/M UNIT | QTY INC IN |
| | | | | | | GROUP 02 CONTROL AMPLIFIER ELECTRONIC TS-2354/ARM-109 | | |
| 4 | 1 | PAOZZ | 6210-00-827-6574 | 856019-5MB | 08717 | LENS | EA | 6 |
| 4 | 2 | PAOZZ | 6210-00-827-6579 | 856019-4MB | 08717 | LENS | EA | 7 |
| 4 | 3 | PAOZZ | 6240-00-941-2696 | 385 | 08806 | LAMP | EA | 13 |
| 4 | 4 | XDOZZ | | 757-0233-002 | 13499 | KNOB | EA | 2 |
| 4 | 5 | PAOZZ | 5355-00-767-5030 | 757-0232-001 | 13499 | KNOB | EA | 1 |
| 4 | 6 | PAOZZ | 5920-00-280-8342 | AGC250-1 | 71400 | FUSE, CARTRIDGE | EA | 2 |



ELINM004

Figure 6. Discriminator Tester TS-2352/ARM-109.

| (1) ILLUSTRATION | | (2) | (3) | (4) | (5) | (6) | (7) | (8) |
|---------------------|--------------------|-------------|-----------------------------|----------------|-------|--|-----|--------------------------|
| (a) FIG NO. | (b) ITEM NO. | SMR CODE | NATIONAL STOCK NUMBER | PART NUMBER | FSCM | DESCRIPTION USABLE ON CODE | U/M | QTY INC IN UNIT |
| 6 | 1 | XDOZZ | 5355-00-941-9660 | 757-0233-003 | 13499 | GROUP 03 DISCRIMINATOR TESTER TS-2352/ARM-109 COLLINS P/N B78L-17) KNOB | EA | 1 |

NATIONAL STOCK PART NUMBER AND PART NUMBER INDEX

NOTE: LATEST NATIONAL STOCK NUMBER AND PART NUMBER ASSIGNMENTS ARE INCLUDED AT END OF INDEX

| STOCK NUMBER | FIG. | ITEM | STOCK NUMBER | FIG. | ITEM |
|------------------|------|------|------------------|------|------|
| 5920-00-050-4953 | 2 | 8 | 6210-00-827-6579 | 4 | 2 |
| 6625-00-070-1103 | 1 | 1 | 6150-00-935-2629 | 1 | 12 |
| 5920-00-280-8342 | 2 | 4 | 6625-00-935-2636 | 1 | 11 |
| 5920-00-280-8342 | 4 | 6 | 6625-00-935-2637 | 1 | 5 |
| 5920-00-280-8344 | 2 | 5 | 6625-00-935-2638 | 1 | 4 |
| 5920-00-735-6457 | 2 | 7 | 6240-00-941-2696 | 1 | 9 |
| 5355-00-767-5008 | 2 | 2 | 6240-00-941-2696 | 2 | 11 |
| 5355-00-767-5030 | 4 | 5 | 6240-00-941-2696 | 4 | 3 |
| 6210-00-827-6574 | 1 | 8 | 5355-00-941-9660 | 2 | 3 |
| 6210-00-827-6574 | 2 | 13 | 5355-00-941-9660 | 6 | 1 |
| 6210-00-827-6574 | 4 | 1 | 6240-30-965-1381 | 2 | 10 |
| 6210-00-827-6579 | 2 | 12 | | | |

| PART NUMBER | FSCM | FIG. NO. | ITEM NO. | PART NUMBER | FSCM | FIG. NO. | ITEM NO. |
|---------------|-------|----------|----------|--------------|-------|----------|----------|
| AGC250-1 | 71400 | 2 | 4 | 385 | 08806 | 1 | 9 |
| AGC250-1 | 71400 | 4 | 6 | 385 | 08806 | 2 | 11 |
| ASC250-1-1/2A | 71400 | 2 | 8 | 3B5 | 08806 | 4 | 3 |
| AGC250-1/2A | 71400 | 2 | 5 | 757-0232-001 | 13499 | 4 | 5 |
| AGC250-2 | 71400 | 1 | 14 | 757-0233-001 | 13499 | 2 | 2 |
| AGC250-3 | 71400 | 2 | 7 | 757-0233-002 | 13499 | 4 | 4 |
| CG-3440/U | 80058 | 1 | 11 | 757-0233-003 | 13499 | 2 | 3 |
| CX-10735/U | 93058 | 1 | 4 | 757-0233-003 | 13499 | 6 | 1 |
| CX-10736/U | 80058 | 1 | 5 | 856019-4MB | 08717 | 2 | 12 |
| CX10737ARM109 | 80058 | 1 | 12 | 856019-4MB | 08717 | 4 | 2 |
| TS-2352/U | 80058 | 1 | 3 | 856019-5MB | 08717 | 1 | 8 |
| TS-2354/U | 80058 | 1 | 2 | 856019-5MB | 08717 | 2 | 13 |
| TS2353U | 80058 | 1 | 1 | 856019-5MB | 08717 | 4 | 1 |
| 382 | 08806 | 2 | 10 | | | | |

LATEST NATIONAL STOCK NUMBER ASSIGNMENTS

| STOCK NUMBER | FIG. NO. | ITEM NO. |
|------------------|----------|----------|
| 6625-00-067-8110 | 1 | 3 |
| 6625-00-498-9459 | 1 | 2 |

By Order of the Secretary of the Army:

Official:

J. C. PENNINGTON
Major General, United States Army
The Adjutant General

E. C. MEYER
General, United States Army
Chief of Staff

Distribution:

To be distributed in accordance with DA Form 12-36A, Organizational Maintenance requirements for AN/ARM-109.

* U.S. GOVERNMENT PRINTING OFFICE : 1983 0 - 381-302(1270)

RECOMMENDED CHANGES TO EQUIPMENT TECHNICAL PUBLICATIONS



THEN... JOT DOWN THE DOPE ABOUT IT ON THIS FORM. CAREFULLY TEAR IT OUT, FOLD IT AND DROP IT IN THE MAIL!

SOMETHING WRONG WITH THIS PUBLICATION?

FROM: (PRINT YOUR UNIT'S COMPLETE ADDRESS)

DATE SENT

PUBLICATION NUMBER

PUBLICATION DATE

PUBLICATION TITLE

BE EXACT... PIN-POINT WHERE IT IS

PAGE NO.

PARA-GRAPH

FIGURE NO.

TABLE NO.

IN THIS SPACE TELL WHAT IS WRONG AND WHAT SHOULD BE DONE ABOUT IT:

TEAR ALONG PERFORATED LINE

PRINTED NAME, GRADE OR TITLE, AND TELEPHONE NUMBER

SIGN HERE:

DA FORM 2028-2
1 JUL 78

PREVIOUS EDITIONS ARE OBSOLETE.

P.S.—IF YOUR OUTFIT WANTS TO KNOW ABOUT YOUR RECOMMENDATION MAKE A CARBON COPY OF THIS AND GIVE IT TO YOUR HEADQUARTERS.

